MAG

INSTRUÇÕES DE MONTAGEM
ASSEMBLY INSTRUCTIONS



1



2



KATOA Lighting Rua Dr. Manuel Ramos, 285, Pavillhão E
4415-456 Grijó, Vila Nova de Gaia
Portugal

www.katoa.lighting
ola@katoa.lighting
+351 221 110 602

version 2

3

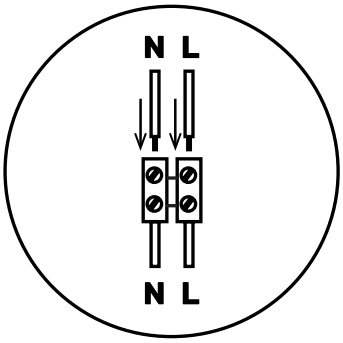

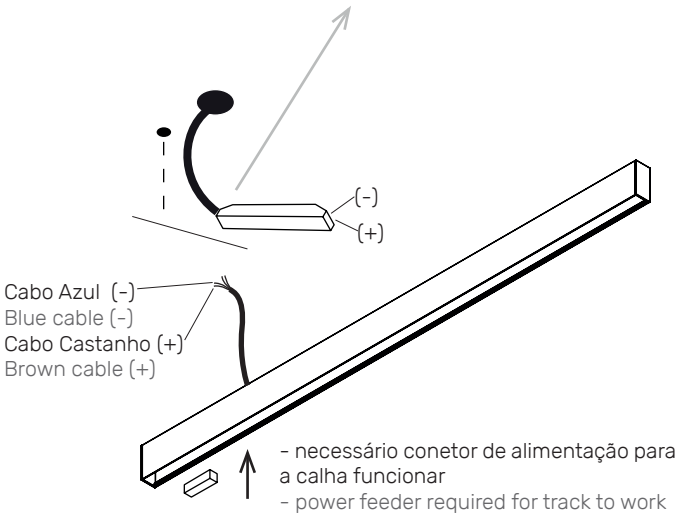

LIGAÇÃO ON/OFF

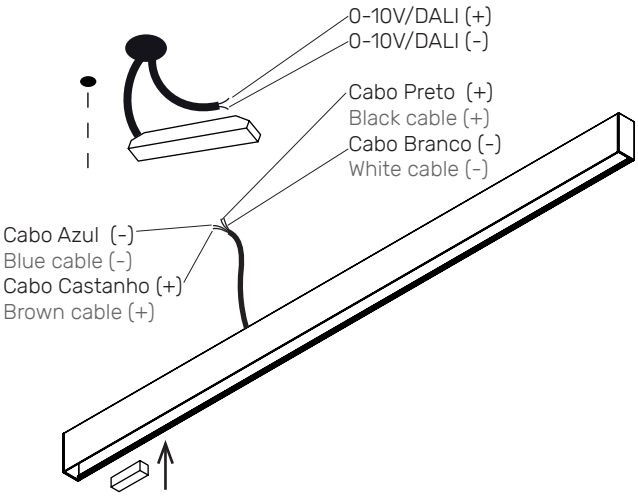

LIGAÇÃO DALI

4

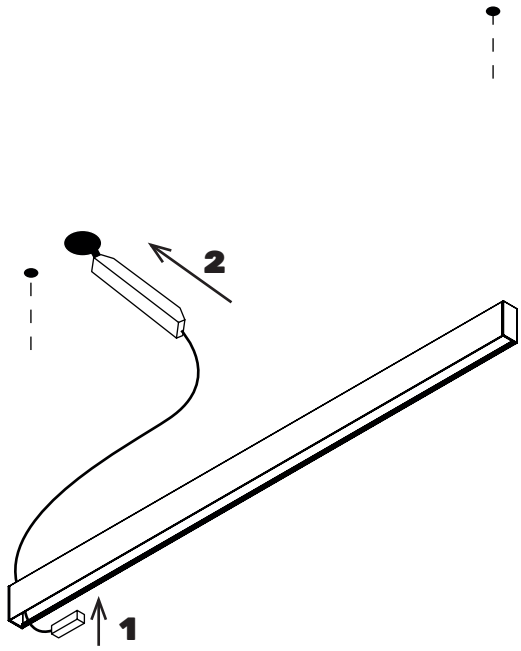

- necessário conetor de alimentação para a calha funcionar
- power feeder required for track to work

5

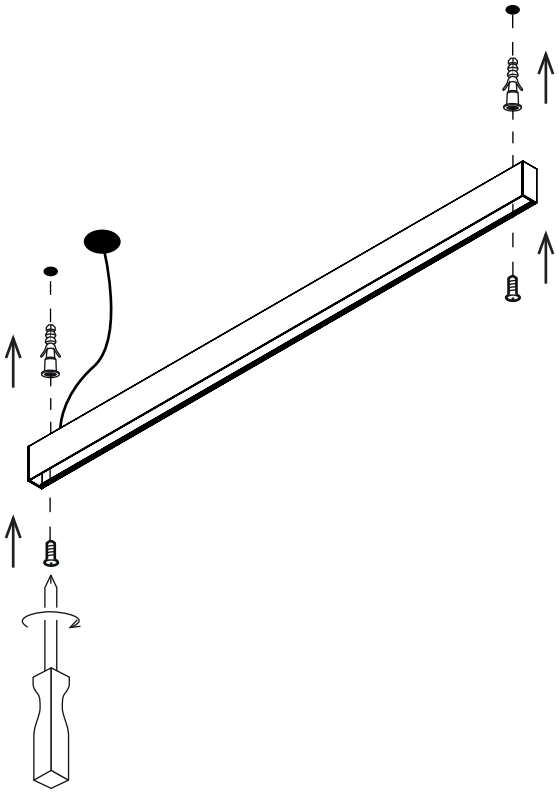

KATOA Lighting Rua Dr. Manuel Ramos, 285, Pavillhão E
4415-456 Grijó, Vila Nova de Gaia
Portugal

www.katoa.lighting
ola@katoa.lighting
+351 221 110 602

version 2

6

